

AZUD HELIX SYSTEM FT DW

MANUAL DISC FILTERS

Working conditions

Salinity	< 6000 mg/l
Max. working pressure	10 bar (145 psi)
Min. working pressure	0.8 bar (11.6 psi)
pH	4 - 11
Water temperature	≤ 60 °C (140 °F)

Filtration degrees (micron)



DESCRIPTION

Manual disc AZUD HELIX SYSTEM FT DW filter available in Ø2", Ø3", Ø4" and Ø6".

AZUD patents, developments and manufacturing quality control guarantee an excellent filtration quality by optimizing operational costs of the installation where it is integrated. Thermoplastic materials used in the manufacture offer an extraordinary resistance and lifespan of all the components of the equipment, minimizing the tasks of inspection and maintenance, which are carried out easily and with no tools.

ACS certified AZUD HELIX SYSTEM FT DW for use in applications with drinking water.

MAIN FEATURES

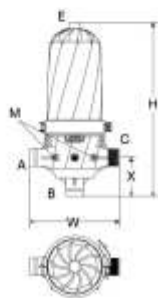
- > **RELIABLE FILTRATION**, thanks to a double effect of centrifugal separation and in-depth 3D filtration with multiple particle retention points.
- > **EXCLUSIVE BUTTERFLY SYSTEM FOR LOCKING THE FILTRATION ELEMENT**, this system allows for an easy decompression of the disc stack to facilitate cleaning.
- > **MINIMUM BACKWASH FREQUENCY**, thanks to the patented anti-clogging deflector AZUD HELIX and an increased filtration area per filter element.
- > **PLUG&PLAY AND MODULAR SOLUTION.**

HOW DO THEY WORK

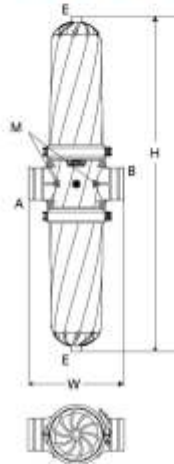
TECHNOLOGY

- Water flows from the inlet manifold to the inside of the filter, passing through the anti-clogging deflector AZUD HELIX, which throws the heavy particles away from the disc stack, avoiding the quick clogging of the filter and minimizing the backwash frequency.
- Water flows OUT-IN through the disc stack to the outlet manifold while particles bigger than the filtration degree are trapped in the discs.

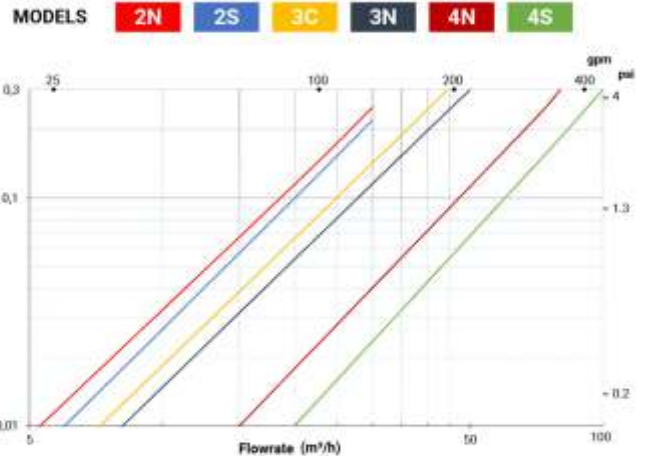
2N, 2S, 3C, 3N



4N, 4S, 6N



130 MICRON HEAD LOSS



MATERIALS OF CONSTRUCTION*

MG Discs	Polypropylene
WS Discs	High density polyethylene
Disc support	Reinforced polypropylene
Base - lid	Reinforced polyamide
Clamp	Stainless steel 316L
Sealing o-rings	Nitrile rubber

*Certified materials of construction for use in applications with drinking water.

MODELS

FILTER CONFIGURATION	DIAMETER	MODEL	Q MAX. 130 µm	FILTRATION AREA	CONNECTION			DIMENSIONS			
					A	B	C	H	W	X	
	2"	2NR			BSP	BSP	BSP				
		2NA	30 m³/h	1198 cm²	NPT	NPT	NPT	595 mm	310 mm	133 mm	
		2NV	132 gpm	186 in²	GROOVED	GROOVED	BSP	23.4 in	12.2 in	5.2 in	
		2NW			GROOVED	BSP	GROOVED				
	2" SUPER	2SR			BSP	BSP	BSP				
		2SA	30 m³/h	1699 cm²	NPT	NPT	NPT	720 mm	310 mm	133 mm	
		2SV	132 gpm	263 in²	GROOVED	GROOVED	BSP	28.3 in	12.2 in	5.2 in	
		2SW			GROOVED	BSP	GROOVED				
		3" COMPACT	3CR			BSP	BSP	BSP			
			3CA	50 m³/h	1198 cm²	NPT	NPT	NPT	610 mm	336mm	147 mm
3CV	220 gpm		186 in²	GROOVED	GROOVED	BSP	24 in	13.2 in	5.8 in		
3"	3CW			GROOVED	BSP	GROOVED					
	3NR			BSP	BSP	BSP					
	3NA	50 m³/h	1699 cm²	NPT	NPT	NPT	735 mm	336 mm	147 mm		
	3NV	220 gpm	263 in²	GROOVED	GROOVED	BSP	28.9 in	13.2 in	5.8 in		
	3NW			GROOVED	BSP	GROOVED					
	4" SUPER	4NL	70 m³/h	2396 cm²	GROOVED	GROOVED	-	950 mm	341 mm	-	
4NB		308 gpm	371 in²	FLANGE	FLANGE	-	37.4 in	13.4 in	-		
4SL		100 m³/h	3398 cm²	GROOVED	GROOVED	-	1200 mm	341 mm	-		
4SB		440 gpm	572 in²	FLANGE	FLANGE	-	47.2 in	13.4 in	-		
6"	6NB	100 m³/h	3398 cm²	FLANGE	FLANGE	-	1200 mm	531 mm	-		
		440 gpm	572 in²				47.2 in	20.9 in	-		

¾" BSP E connection • ¼" BSP M connection